



# 2020 HOT JOBS

THESE JOBS ARE "HOT"  
BECAUSE:



10% or more growth  
over 10 years



20 or more current  
job openings



\$12.31 or more per hour  
entry wage



# 2020 HOT JOBS

THESE JOBS ARE "HOT" BECAUSE:

- 10% or more growth over 10 years
- 20 or more current job openings
- \$12.31 or more per hour entry wage




Occupational Title	Growth Forecast 10 yrs.	Entry Wages Year 2018	Experience Wages Year 2018
<b>COMPUTER INFORMATION SYSTEMS</b>			
Software Developers, Applications	37.3%	\$29.46	\$55.24
Computer Systems Analysts	13.3%	\$25.84	\$49.09
Network and Computer Systems Administrators	13.2%	\$24.38	\$38.66
Database Administrators	30.5%	\$19.56	\$44.22
Computer Network Support Specialists	17.8%	\$18.67	\$29.61
Computer User Support Specialists	17.5%	\$11.46	\$22.09
<b>CONSTRUCTION</b>			
Construction Managers	13.9%	\$24.30	\$46.45
Civil Engineers	13.7%	\$20.84	\$43.05
Property, Real Estate & Community Associate Manager	13.4%	\$16.50	\$34.67
Security and Fire Alarm Systems Installers	24.8%	\$16.04	\$24.49
Construction and Building Inspectors	16.0%	\$15.09	\$26.65
Civil Engineering Technicians	12.8%	\$14.59	\$24.02
Electricians	11.8%	\$13.27	\$21.86
Heating, Air Conditioning, and Refrigeration Mechanics and Installers	18.1%	\$13.11	\$21.59
Plumbers, Pipefitters, and Steamfitters	18.0%	\$13.07	\$23.05
Cement Masons and Concrete Finishers	13.2%	\$12.93	\$15.86
<b>CULINARY</b>			
Chefs and Head Cooks	21.3%	\$16.58	\$28.99
<b>DEFENSE</b>			
Detectives and Criminal Investigators	10.9%	\$30.15	\$44.90
Police and Sheriff's Patrol Officers	17.1%	\$20.71	\$33.35
Firefighters	16.6%	\$15.46	\$25.28
Police, Fire, and Ambulance Dispatchers	19.4%	\$13.47	\$19.63



Hottest Occupations - Top Wage Quartiles and/or (STEM) Advanced Industries



New Hot Jobs for 2020



Occupational Title	Growth Forecast 10 yrs.	Entry Wages Year 2018	Experience Wages Year 2018
<b>EDUCATION</b>			
Kindergarten Teachers, Except Special Education	16.5%	\$28.61	\$37.64
Secondary School Teachers, Except Special and Career/Technical Education	16.7%	\$23.00	\$35.61
Elementary School Teachers, Except Special Education	16.5%	\$22.60	\$34.82
Special Education Teachers, Secondary School	16.0%	\$22.17	\$33.20
Middle School Teachers, Except Special and Career/Technical Education	16.7%	\$22.06	\$33.78
Librarians	16.0%	\$21.45	\$35.69
Special Education Teachers, Kindergarten and Elementary School	16.1%	\$21.18	\$32.55
Educational, Guidance, School, and Vocational Counselors	17.1%	\$19.90	\$36.25
Vocational Education Teachers, Postsecondary	10.5%	\$16.90	\$36.01
<b>FINANCE</b>			
Compliance Officers	11.4%	\$23.25	\$41.65
Financial Analysts	18.3%	\$22.10	\$36.92
Accountants and Auditors	16.7%	\$20.17	\$35.03
Loan Officers	19.2%	\$16.86	\$40.96
Cost Estimators	13.3%	\$13.14	\$33.66
Personal Financial Advisors	20.5%	\$12.96	\$76.29
Insurance Sales Agents	22.8%	\$12.74	\$28.09
<b>HUMAN RESOURCES</b>			
Human Resources Specialists	13.9%	\$15.99	\$31.61
Training and Development Specialists	21.2%	\$12.58	\$31.26
<b>INDUSTRIAL MANUFACTURING</b>			
First-Line Supervisors of Mechanics, Installers, and Repairers	15.5%	\$18.08	\$32.66
Industrial Machinery Mechanics	13.9%	\$13.77	\$24.02
Maintenance Workers, Machinery	10.8%	\$12.29	\$20.25
Machinists	13.6%	\$11.73	\$21.88
Bus & Truck Mechanics & Diesel Engine Specialists	19.2%	\$10.56	\$21.86



For more information  
on employment:  
[borderplexjobs.com](http://borderplexjobs.com)

To learn about  
in-demand careers visit:  
[howtopickacareer.com](http://howtopickacareer.com)



























Occupational Title	Growth Forecast 10 yrs.	Entry Wages Year 2018	Experience Wages Year 2018
<b>MARKETING</b>			
🔥 Public Relations Specialists	17.5%	\$11.40	\$27.13
<b>MEDICAL AND HEALTH</b>			
🔥 Occupational Therapists	31.6%	\$31.29	\$49.62
🔥 Speech-Language Pathologists	25.8%	\$27.18	\$42.21
🔥 Registered Nurses	21.7%	\$26.22	\$37.54
🔥 Dental Hygienists	25.9%	\$23.83	\$32.46
🔥 Respiratory Therapists	26.5%	\$21.80	\$28.04
🔥 Licensed Practical and Licensed Vocational Nurses	19.8%	\$19.18	\$24.49
🔥 Radiologic Technologists	15.6%	\$18.50	\$31.96
🔥 Rehabilitation Counselors	12.2%	\$16.38	\$25.80
🔥 Surgical Technologists	12.8%	\$15.78	\$25.81
Physical Therapist Assistants	34.9%	\$15.07	\$37.63
*🔥 Healthcare Social Workers	27.4%	\$14.61	\$27.76
🔥 Mental Health Counselors	25.3%	\$13.87	\$21.33
🔥 Medical and Clinical Laboratory Technicians	18.8%	\$13.73	\$26.79
🔥 Medical and Clinical Laboratory Technologists	22.3%	\$13.73	\$26.79
*🔥 Medical Records and Health Information Technicians	15.5%	\$12.83	\$23.52
🔥 Child, Family, and School Social Workers	18.9%	\$12.75	\$26.13
🔥 Pharmacy Technicians	19.5%	\$12.66	\$17.54
*🔥 Phlebotomists	39.9%	\$11.80	\$16.60
<b>TRANSPORTATION AND LOGISTICS</b>			
🔥 Logisticians	10.5%	\$21.48	\$40.60
Cargo and Freight Agents	16.2%	\$15.26	\$28.28
Bus Drivers, Transit and Intercity	17.4%	\$12.80	\$18.31
Heavy and Tractor-Trailer Truck Drivers (HEO-CDL Combo)	18.3%	\$12.80	\$26.30
🔥 General and Operations Managers	15.5%	\$21.75	\$64.32
🔥 Management Analysts	16.7%	\$24.13	\$43.40





Occupations that have  
a projection of diminishing  
growth over the  
next ten years

**CONSIDER REDIRECTING  
INTO HOT JOBS**

Occupational Title	Growth Forecast 10 yrs.	Entry Wages Year 2018	Experience Wages Year 2018
 Prepress Technician and Workers	-28.9%	\$9.85	\$17.19
 Switchboard Operators, Including Answering Service	-17.2%	\$8.71	\$12.42
 Data Entry Keyers	-16.0%	\$8.48	\$12.36
 Print Binding and Finishing Workers	-15.2%	\$9.44	\$15.55
 Secretaries & Administrative Assistants, Executive Secretaries, Legal Secretaries	-11.9%	\$27.40	\$46.94
 Radio and Television Announcers	-10.8%	\$11.59	\$31.41
 Sewing Machine Operators	-10.7%	\$8.34	\$9.60
 Floral Designers	-9.6%	\$8.39	\$11.71
 Travel Agents	-9.5%	\$11.61	\$18.29
 Cabinetmakers and Bench Carpenters	-9.2%	\$10.03	\$16.64
 Printing Press Operators	-9.1%	\$9.90	\$17.11
 Cutting, Punching & Press Machine Setters, Oper. & Tenders, Metal & Plastic	-8.1%	\$8.30	\$14.39
 Reporters and Correspondents	-7.3%	\$13.96	\$35.48
 Advertising Sales Agents	-7.2%	\$12.27	\$29.72
 Molding, Coremaking & Casting Machine Set., Oper. & Tend., Metal & Plastic	-6.3%	\$8.23	\$10.62
 File Clerks	-5.4%	\$10.95	\$17.00
 Electromechanical Equipment Assemblers	-5.2%	\$10.12	\$16.31
 Shoe and Leather Workers and Repairers	-4.7%	\$10.42	\$14.91
 Team Assemblers	-2.7%	\$8.22	\$12.24
 Broadcast Technicians	-2.3%	\$9.82	\$18.00
 Paper Goods Machine Setters, Operators, and Tenders	-2.3%	\$9.33	\$13.84
 Adult Basic and Secondary Education and Literacy Teachers and Instructors	-1.5%	\$21.13	\$33.57
 Grind., Lap., Polish. & Buff. Mach. Tool Set., Oper. & Tend., Met. & Plast.	-1.4%	\$10.06	\$17.66
 Office Machine Operators, Except Computer	-0.9%	\$9.64	\$15.42
 Woodworkers, All Other	-0.7%	\$8.05	\$15.94
 Tool and Die Makers	0.0%	\$15.72	\$24.60



Cooling Occupations - Growth Forecast is Decreasing



# 2020 HOT JOBS



To download the **HOT JOBS** list or find local eligible training providers, visit our website at [borderplexjobs.com](http://borderplexjobs.com).

To speak with a Workforce Solutions Borderplex Career Navigator, contact us at (915) 887-2600.

## LOCATIONS

### Administrative Offices

300 East Main Street, Suite 800  
El Paso, TX 79901

### Downtown Center

1st Floor, Inside Main Library 501 North Oregon  
El Paso, TX 79901

### Horizon Center

13998 Horizon Blvd., Suite 110-120  
Horizon City, TX 79928

### North Loop Center

8825 North Loop, Suite 122  
El Paso, TX 79907

### Job Link Site

6351 South Desert, Suite 127  
El Paso, TX 79932

### Presidio Center

701 East Market, Suite 6B  
Presidio, TX 79845

### Northeast Center

8941 Dyer Street  
El Paso, TX 79904

### Military Affiliated Satellite Center

Pershing Road Building 503B, Basement Room 2  
Fort Bliss, TX 79906

### Alpine Center

Ward Center Plaza, 710 East Holland, Suite 2  
Alpine, TX 79830

**(915) 887-2600**

**[borderplexjobs.com](http://borderplexjobs.com)**

**[howtopickacareer.com](http://howtopickacareer.com)**



A PROUD PARTNER OF THE AMERICAN JOBS CENTER NETWORK

Equal Opportunity Employer/Program. Auxiliary aids and services are available upon request to individuals with disabilities. Relay Texas: 711 (Voice) or 1-800-735-2989 (TTY).

Funded by all or in part of, the Department of Labor/ETA WIOA Formula Grants and Wagner-Peyser; the Department of Health and Human Services TANF and Child Care Development Fund; and the Food and Nutrition Service SNAP Employment & Training. Igualdad de oportunidades de Empleo/Programas. Equipo auxiliar y servicios de apoyo están disponibles para personas con discapacidad al ser requeridos. Relay Texas: 711 (Voz) o 1-800-735-2989 (TTY).